

KENTUCKY LIVESTOCK AND GRAIN MARKET REPORT

Volume No. 30 Issue No.37 Released: 09/19/2016

Kentucky Department of Agriculture
Market News Branch
 111 Corporate Drive
 Frankfort, KY 40601
 Telephone No.: (502) 573-0282
 www.kyagr.com



Ryan F. Quarles, Commissioner

John Chism, Market News
 Market News Office-502-782-4107
 www.ams.usda.gov/marketnews.htm
 Farmlot: (800) 327-6568 in Kentucky
 Farmlot: (502) 573-0553 out of state

Mammoth Cave Dairy Auction, Smith Grove, KY 09/13/2016 Receipts: 881 Holsteins unless otherwise stated

Springers: (2-4 years old, 5-8 months bred) Supreme 1300-1600 lbs 1425.00-1625.00. Approved 1200-1400 lbs 1325.00-1400.00. Medium 950-1200 lbs 1050.00-1300.00. Common 800-1100 lbs 850.00-1025.00.

Fresh Milking Cows: (2-4 years old) Supreme 1675.00. Approved 1450.00-1475.00. Medium 1225.00-1300.00. Common 950.00-1125.00.
 (5-6 years old) Supreme no test. Approved no test. Medium 1225.00. Common 800.00-1050.00.

Short Bred: (2-3 years old, 1-4 months bred) Supreme 1300-1600 lbs no test. Approved 1200-1400 lbs no test. Medium 1000-1200 lbs 1225.00. Common 800-1000 lbs 925.00-1050.00.

Open Heifers: Supreme 200-300 lbs 435.00; 300-400 lbs 535.00-560.00; 400-500 lbs 625.00-675.00; 500-600 lbs 725.00-775.00. Approved 200-300 lbs 375.00; 300-400 lbs 475.00-485.00; 400-500 lbs 535.00-600.00; 500-600 lbs 625.00-675.00. Medium 300-400 lbs 385.00-400.00. Common 300-400 lbs 300.00.

Holstein Heifer Calves: (per head) Small 40.00-90.00. Medium and Large 100.00-170.00.

Holstein Bull Calves: (per head) Small 30.00-90.00. Medium and Large 100.00-150.00.

KENTUCKY GRAIN PRICES

LOUISVILLE AREA: Louisville & Bagdad; PENNYRILE AREA: Allensville, Auburn, Franklin, Hopkinsville & Pembroke;
BLUEGRASS AREA: Bardstown, Lexington & Winchester; GREEN RIVER: Caneyville & Livermore;
NORTHERN KENTUCKY AREA: Silver Grove at Cincinnati; PURCHASE AREA: Clinton & Mayfield.
 Opening bids at elevators and processing plants.

Eastern Cornbelt Ethanol Plant Report
09/16/2016
Indiana Ohio Illinois

Yellow Corn Spot Bid 3.02-3.40

Dried Distillers Grain (\$/ton)
 10% moisture 120.00-142.00

Modified Wet Distillers (\$/ton)
 50-55% moisture 62.00

Kentucky Weekly Cattle Receipts as reported at local markets:

09/06/16 14,310

09/12/16 9,369

09/19/16 20,087

09/16/16 4:00 pm est Bids for next day Cash Bids	Louisville	Pennyrile	Purchase	Bluegrass	Green River	Northern KY
Corn #2 Yellow	3.04	3.12-3.27	3.19-3.24	3.07-3.21	3.17	NA
Corn #2 White		3.57				
Soybeans #1 Y	9.01-9.58	9.36	9.76-9.86	9.41-9.44	9.66	NA
Wheat #2 SRW	3.01	3.38-3.43	NA	3.73	NA	NA
Barley						
New Crop Delivery Contract						
Corn #2 Yellow	3.07	3.22-3.27	3.34-3.37	3.02		NA
Corn #2 White					3.17	
Soybeans #1 Y	9.44	9.26-9.36	9.56-9.68	9.21		NA
Wheat #2 SRW	NA	4.10-4.35	NA	NA	9.51	NA
Barley		2.35			4.10	

Weekly Feed Ingredient Price Wholesale prices, \$ per ton Rail or Truck FOB Location	Owensboro Grain 09/18/2016	Commonwealth Agri-Energy Hopkinsville 09/18/2016	St. Louis Weekly Feed Prices 09/13/2016	Memphis Weekly Feed Report 09/13/2016	Corn Belt Feedstuffs Report 09/13/2016	Eastern Cornbelt Hog Prices 09/16/16 Barrows & Gilts Receipts: 11,716 Base Price: \$52.00-\$55.00 Wt. Avg. \$54.60 Compared to prior day, wt. avg. prices were 0.29 to 2.00 lower, trading occurred throughout the full range. Moderate market activity and demand.	FOR DAILY LIVESTOCK AND GRAIN MARKET REPORTS CALL FARMLOT 1-800-327-6568 1-502-573-0553
Soybean Meal 48% Sol	338.70	—	354.00-373.00	335.50-358.30	325.30-339.30		
Soybean Hulls	135.00	—	—	120.00	—		
Corn Distillers Grain Dried	—	130.00	120.00-140.00	—	115.00-142.00		
Distillers Grain Modified	—	78.00	—	—	—		
Distillers Grain Wet	—	49.00	—	—	—		
Corn Condensed Solubles	—	75.00	—	—	—		
Corn Gluten Feed 20-21 pct	—	—	100.00-120.00	—	85.00-105.00		
Corn Gluten Meal 60 pct	—	—	510.00-520.00	—	480.00-510.00		
Cottonseed Meal 41 pct	—	—	325.00	280.00-285.00	—		
Whole Cottonseed	—	—	—	248.00	—		
Wheat Middlings	—	—	65.00-75.00	—	—		

Weekly Kentucky Cattle and Grain Summary

USDA Livestock, Poultry and Grain Market News

Frankfort, KY

Monday, September 19, 2016

For Week Ending:

September 17, 2016

Receipts: 18,280

Last Week: 7,770

Last Year: 22,384

[SV_LS145](#)

Compared to last week comparisons are limited due to the Labor Day holiday and limited receipts in the previous week, however, feeder cattle were mostly 2.00-8.00 lower with the greatest demand noted for weaned and vaccinated cattle in good health and condition. Light demand noted for off-colored cattle as well as unweaned and unvaccinated feeder cattle as we progress into fall and begin to experience warm days and cooler nights which can lead to... [More](#)

[SV_LS145](#)

STATE AVERAGES

	<u>This Week</u>	<u>Prior Week</u>	<u>Last Year</u>
Steers (M&L 1-2)			
350-400 lbs	143.37	150.75	238.57
400-450 lbs	135.41	141.06	231.11
450-500 lbs	134.83	138.39	222.18
500-550 lbs	130.00	133.29	213.05
550-600 lbs	126.37	129.91	203.54
600-650 lbs	123.34	122.89	199.38
650-700 lbs	123.62	122.41	192.4
700-750 lbs	125.82	120.05	187.86
750-800 lbs	128.50	129.00	189.74
800-850 lbs	126.30	126.99	187.41
850-900 lbs	126.10	127.16	184.88
Heifers (M&L 1-2)			
300-350 lbs	129.53	133.13	221.67
350-400 lbs	127.40	127.13	216.41
400-450 lbs	120.87	123.53	203.35
450-500 lbs	117.99	121.84	199.55
500-550 lbs	115.90	117.70	196.44
550-600 lbs	114.10	115.82	190.30
600-650 lbs	109.89	112.41	185.52
650-700 lbs	113.40	110.82	178.69
700-750 lbs	116.69	110.23	172.78
750-800 lbs	116.63	111.26	173.49

[SV_LS145](#)

WEEKLY COW SUMMARY

	<u>Average</u>	<u>High</u>	<u>Low</u>
Slaughter Cows			
Breakers	58.00-75.00	68.50-76.50	51.00-65.00
Boners	59.50-76.50	68.00-78.00	55.00-65.00
Lean	55.00-70.00	65.00-74.00	45.00-60.00
Slaughter Bulls			
Yield Grade 1&2	78.00-95.00	93.00-103.00	75.00-95.00

[SV_LS551](#)

Sep 8, 2016

Bowling Green

SLAUGHTER GOATS: 164

Kids: Selection 2 30-45 lbs 202.50; 45-60 lbs 230.00; 60-80 lbs 232.50.
Selection 3 45-60 lbs 210.00.

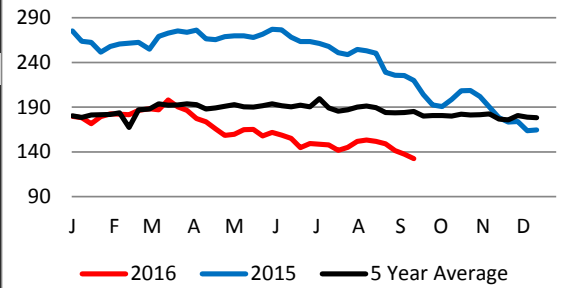
SLAUGHTER SHEEP: 305

Slaughter Lambs: Hair Prime and Choice YG 2-3 45-60 lbs 177.50;
 60-80 lbs 160.00-192.50; 100-110 lbs 160.00. **Choice and Low Choice YG**
 2 45-60 lbs 170.00; 60-75 lbs 180.00; 80-100 lbs 140.00. **Slaughter Ewes:**
Hair Choice YG 4 130-150 lbs 105.00. [More](#)

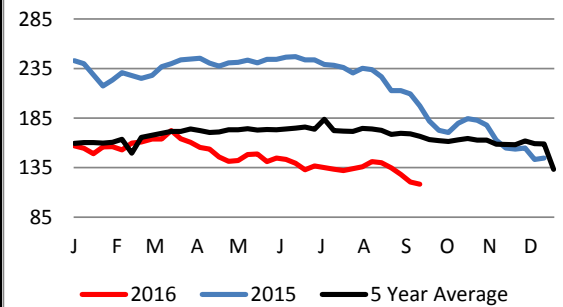
[SV_GR110](#)

GRAINS	<u>This Week</u>	<u>Prior Week</u>	<u>Last Year</u>
Corn	3.04-3.30	3.01-3.41	3.19-3.84
Soybeans	9.01-9.88	8.96-10.10	8.06-9.04
Red Winter Wheat	3.01-3.73	3.06-3.65	3.63-4.56

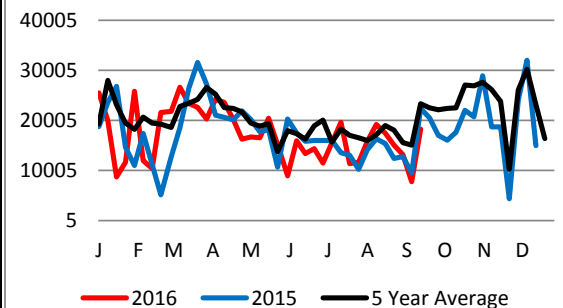
**WEEKLY 400-600 LB FEEDER STEER M&L 1-2
WEIGHTED AVERAGE PRICE (\$/CWT)**



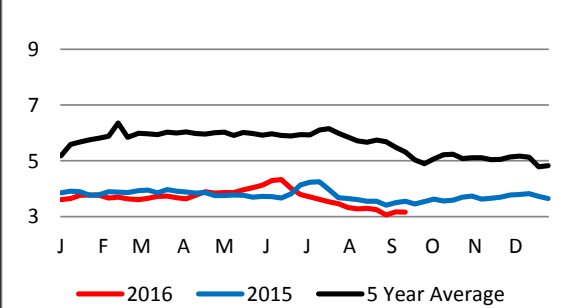
**WEEKLY 400-600 LB FEEDER HEIFER M&L 1-2
WEIGHTED AVERAGE PRICE (\$/CWT)**



WEEKLY KENTUCKY CATTLE AUCTION RECEIPTS



**WEEKLY KENTUCKY CORN BID AVERAGE PRICE
(\$/CWT)**



USDA-KY Livestock, Poultry & Grain Market News
 Frankfort, KY
 Phone: 502-782-4139
 Email: Jodee.Inman@ams.usda.gov
[USDA Livestock, Poultry, and Grain Market News](#)

Blue Grass Stockyards Lexington, KY Sept. 12 & 13, 2016 Feeder Steers: Medium & Large 1-2 67 hd. 674# 138.75 blk-mixed 70 hd. 700# 141.95 blk 40 hd. 756# 137.75 blk 42 hd. 777# 133.75 blk-charx 60 hd. 879# 128.60 bbwf 55 hd. 891# 131.60 blk-charx 58 hd. 951# 124.00 mixed 57 hd. 975# 123.95 blk 117 hd.1013#117.00 charx-blk 55 hd.1037#117.00 mixed 56 hd.1039# 120.10 blk	Blue Grass South Stanford, KY Sept. 12 & 15, 2016 Feeder Steers: Medium & Large 1-2 44 hd. 671# 139.00 blk-charx 68 hd. 691# 144.25 blk-charx 65 hd. 716# 138.50 blk 63 hd. 720# 132.50 mixed 70 hd. 752# 136.70 blk 44 hd. 754# 128.50 mixed 59 hd. 818# 132.80 blk-charx 58 hd. 896# 129.90 blk-charx 61 hd. 919# 127.50 blk-charx 62 hd. 934# 126.10 blk-charx 54 hd. 986# 118.75 mixed 54 hd.1068#117.20 blk-charx	KY-TN Livestock Auction Guthrie, KY Sept. 15, 2016 Feeder Steers: Medium & Large 1-2 25 hd. 516# 145.00 blk 56 hd. 631# 140.00 blk Feeder Heifers: Medium & Large 1-2 34 hd. 449# 121.50 bbwf 28 hd. 503# 115.25 bbwf 42 hd. 556# 113.25 bbwf Feeder Bulls: Medium & Large 1-2 39 hd. 450# 135.50 bbwf 38 hd. 549# 125.50 bbwf 79 hd. 625# 139.00 bbwf-video 30 hd. 627# 112.00 blk	Paris Stockyards Paris, KY Sept. 15, 2016 Feeder Steers: Medium & Large 1-2 47 hd. 540# 132.25 mixed 22 hd. 562# 138.00 blk 23 hd. 624# 136.00 blk 61 hd. 769# 129.90 mixed Feeder Heifers: Medium & Large 1-2 37 hd. 473# 120.00 blk 20 hd. 522# 115.00 blk 35 hd. 548# 130.00 blk 84 hd. 582# 133.25 mixed 55 hd. 688# 123.75 blk																																								
Blue Grass East Mt. Sterling, KY Sept. 14, 2016 Feeder Steers: Medium & Large 1-2 38 hd. 532# 130.00 blk-mixed 120 hd. 859# 135.00 blk 95 hd. 872# 126.00 mixed Feeder Heifers: Medium & Large 1-2 35 hd. 487# 124.00 blk-smokes	Feeder Heifers: Medium & Large 1-2 84 hd. 664# 129.75 blk 213 hd. 680# 129.75 blk 69 hd. 696# 123.75 charx-blk 63 hd. 696# 119.25 mixed 30 hd. 729# 119.00 blk-charx 68 hd. 747# 122.50 blk-charx 75 hd. 765# 123.30 blk-charx	Blue Grass of Richmond Richmond, KY Sept. 16, 2016 Feeder Steers: Medium & Large 1-2 85 hd. 575# 149.75 mixed 21 hd. 614# 143.00 blk 80 hd. 641# 149.80 blk-charx 33 hd. 751# 130.00 mixed 75 hd. 752# 142.75 blk 72 hd. 775# 136.00 blk-charx 50 hd. 855# 135.20 blk 59 hd. 897# 134.00 blk 41 hd. 927# 126.25 charx 111 hd. 934# 128.20 mixed 51 hd. 957# 131.80 blk 60 hd. 981# 125.00 blk-charx 56 hd.1004#120.40 mixed	Farmers Livestock Glasgow, KY Sept. 12, 2016 Feeder Steers: Medium & Large 1-2 26 hd. 517# 129.25 blk 29 hd. 592# 125.50 blk 21 hd. 643# 119.25 blk Feeder Bulls: Medium & Large 1-2 56 hd. 447# 125.00 blk 70 hd. 512# 123.00 blk 21 hd. 562# 115.00 mixed 56 hd. 590# 120.00 blk Feeder Heifers: Medium & Large 1-2 27 hd. 367# 129.00 blk 65 hd. 436# 117.50 blk 20 hd. 508# 116.00 mixed 58 hd. 513# 114.50 blk 24 hd. 545# 111.00 mixed 32 hd. 591# 111.00 mixed																																								
Lake Cumberland Livestock Somerset, KY Sept. 17, 2016 Feeder Steers: Medium & Large 1-2 60 hd. 818# 130.60 charx-blk	Kentuckiana Livestock Market Owensboro, KY. Sept. 12, 2016 Feeder Steers: Medium & Large 2 40 hd. 521# 130.00 blk Feeder Heifers: Medium & Large 1-2 23 hd. 366# 133.00 blk 27 hd. 522# 120.00 blk Feeder Bulls: Medium & Large 1-2 38 hd. 433# 138.00 blk 31 hd. 506# 126.00 blk 32 hd. 580# 117.00 blk	United Producers Owenton Owenton, KY Sept. 14, 2016 Feeder Steers: Medium & Large 1-2 21 hd. 572# 125.00 blk	Washington Co. Livestock Springfield, KY Sept. 12, 2016 Feeder Steers: Medium & Large 1-2 67 hd. 748# 134.95 blk 64 hd. 793# 133.25 blk 55 hd. 860# 122.90 mixed Feeder Heifers: Large 1 22 hd. 509# 130.25 charx 27 hd. 642# 126.75 charx																																								
Russell County Stockyards Russell Springs, KY Sept. 14, 2016 Feeder Steers: Medium & Large 1-2 21 hd. 579# 135.00 blk 72 hd. 750# 131.90 blk Feeder Heifers: Medium & Large 1-2 20 hd. 566# 124.50 blk	Blue Grass of Albany Albany, KY Sept. 14, 2016 Feeder Heifers: Medium & Large 1-2 58 hd. 843# 121.00 blk	Livingston County Livestock Ledbetter, KY Sept. 13, 2016 Feeder Steers: Medium & Large 1-2 46 hd. 541# 137.00 blk																																									
Mid-KY Livestock Market Upton, KY Sept. 13, 2016 Feeder Steers: Medium & Large 1-2 22 hd. 636# 122.75 blk Feeder Heifers: Medium & Large 1-2 20 hd. 456# 118.75 blk 24 hd. 503# 115.50 blk 20 hd. 560# 111.75 blk Feeder Bulls: Medium & Large 1-2 26 hd. 355# 140.00 blk 26 hd. 564# 118.00 blk 20 hd. 624# 113.75 blk	<table border="1"> <thead> <tr> <th colspan="5">USDA ESTIMATED DAILY LIVESTOCK SLAUGHTER</th> </tr> <tr> <th></th> <th>CATTLE</th> <th>CALVES</th> <th>HOGS</th> <th>SHEEP</th> </tr> </thead> <tbody> <tr> <td>Friday 09/16/2016 (est)</td> <td>109,000</td> <td>2,000</td> <td>399,000</td> <td>7,000</td> </tr> <tr> <td>Week Ago (est)</td> <td>114,000</td> <td>2,000</td> <td>435,000</td> <td>7,000</td> </tr> <tr> <td>Year Ago (act)</td> <td>112,000</td> <td>2,000</td> <td>420,000</td> <td>6,000</td> </tr> <tr> <td>Week to Date (est)</td> <td>551,000</td> <td>9,000</td> <td>2,143,000</td> <td>39,000</td> </tr> <tr> <td>Same Pd Lt Week (est)</td> <td>458,000</td> <td>8,000</td> <td>1,721,000</td> <td>31,000</td> </tr> <tr> <td>Same Pd Lt Yr (act)</td> <td>562,000</td> <td>8,000</td> <td>2,141,000</td> <td>38,000</td> </tr> </tbody> </table>		USDA ESTIMATED DAILY LIVESTOCK SLAUGHTER						CATTLE	CALVES	HOGS	SHEEP	Friday 09/16/2016 (est)	109,000	2,000	399,000	7,000	Week Ago (est)	114,000	2,000	435,000	7,000	Year Ago (act)	112,000	2,000	420,000	6,000	Week to Date (est)	551,000	9,000	2,143,000	39,000	Same Pd Lt Week (est)	458,000	8,000	1,721,000	31,000	Same Pd Lt Yr (act)	562,000	8,000	2,141,000	38,000	National Daily Direct Slaughter Cattle Negotiated Purchases 09/16/2016 Live Bids- weighed average weights & prices Steers: 80%-up Choice 1467.4 lbs 106.88 Heifers: 80%-up Choice 1450.0 lbs 107.00
USDA ESTIMATED DAILY LIVESTOCK SLAUGHTER																																											
	CATTLE	CALVES	HOGS	SHEEP																																							
Friday 09/16/2016 (est)	109,000	2,000	399,000	7,000																																							
Week Ago (est)	114,000	2,000	435,000	7,000																																							
Year Ago (act)	112,000	2,000	420,000	6,000																																							
Week to Date (est)	551,000	9,000	2,143,000	39,000																																							
Same Pd Lt Week (est)	458,000	8,000	1,721,000	31,000																																							
Same Pd Lt Yr (act)	562,000	8,000	2,141,000	38,000																																							

09/16/2016 USDA Carlot Meat 4:00 Summary, Compared to Previous Day Prices in dollars per hundredweight.

NATIONAL BOXED BEEF CUTOUT LM_XB403 Boxed beef cutout values steady to weak on light to moderate demand and offerings. Select and Choice rib, chuck, round, and loin cuts steady. Beef trimmings generally steady on light to moderate demand and moderate offerings.

Estimated composite cutout value of Choice 1-3 600-900 lbs carcasses dn 0.07 at 186.20; Select 1-3 600-900 lbs carcasses dn 0.45 at 178.38; based on 48.61 loads of Choice cuts, 28.53 loads of Select cuts, 21.24 loads of trimmings, and 28.54 loads of coarse ground trimmings.

CARCASS PRICE EQUIVALENT INDEX VALUE NW_LS410 Estimated carcass price equivalent value of Choice 1-3 600-900 lbs carcasses up 0.65 at 164.78; Select 1-3 600-900 lbs carcasses up 0.46 at 157.37.

Current index reflects the equivalent of 66,341 head of cattle.

Statewide Produce Prices updated 09/16/2016

Variety	Unit Size	Price Range	Avg. Price
Apples	.5 bu.	15.00-19.00	17.29
Bell Peppers	bu.	2.00-7.00	3.29
Cantaloupe	ea.	2.00	2.00
Cucumber	.5 bu.	7.50-15.00	10.55
Cucumber (pickling)	.5 bu.	3.00-14.00	9.11
Green Beans	.5 bu.	7.00-16.00	10.00
Okra	peck	1.00-7.00	3.79
Pumpkin	ea./24-40 ct.	2.00-8.00	3.18
Sweet Potato	.5 bu.	8.00-9.00	8.47
Sweet Corn	doz.	1.50-2.40	1.90
Tomato #1	20 lbs	5.00-30.00	16.97
Tomato small/canner	20 lbs	3.50-28.00	10.76
Tomato green	20 lbs	3.00-15.00	7.37
Watermelon(seedless)	ea./36-40 ct.	1.80-2.60	2.34
Winter Squash	.5 bu.	4.00-7.00	5.31
Yellow Squash	.5 bu.	8.00-20.00	13.87
Zucchini	.5 bu.	2.00-12.00	4.47

Prices and Quotes furnished by Wholesale and Retail Markets

Statewide Hay Prices updated 09/09/2016

Variety	Small Squares	Medium Squares		Large Squares 4x4x8	Round Bales	
		3x3	3x4		4x4,4x5	5x5,5x6
Alfalfa					50.00	
Alfalfa Mixed	1.58-3.64					
Teff Grass						
Brome Grass						
Mixed Grass	2.27	32.50				
Orchard Grass						

Price per bale unless noted. Quotes furnished by Independent hay auctions.

Producers Livestock Auction Co, San Angelo, Texas Sept. 14, 2016 Compared to last week slaughter lambs 10.00-15.00 lower, instances 20.00 lower. Slaughter ewes weak to 5.00 lower. Feeder lambs 15.00-20.00 lower. Nannies 15.00-20.00 lower; kids 10.00-15.00 lower. Trading and demand moderate at best. All slaughter lambs went to non-traditional markets. All sheep and goats sold per hundred weight (CWT) unless otherwise specified.

[Click here to see the full report.](#)

New Holland Sales Stables - New Holland, PA Sept.12, 2016 Compared to Friday's sale, very light supplies on offer likely due to buyers absent for the Eid al-Adha Holiday beginning today. Slaughter Sheep: Slaughter lambs traded mostly steady on light receipts and moderate demand. Ewes sold steady to 10.00 lower. Bucks sold mostly steady on a very light test. All sheep are sold by the hundred weight. Slaughter Goats: Slaughter kids sold mostly 5.00-15.00 lower on light supplies of overall poorer quality offerings. Wether kids did not bring as large of a premium as in previous weeks. Slaughter nannies sold mostly steady to 15.00 lower. Slaughter bucks sold mostly steady to weak on a light test. Not enough Slaughter wethers for a market test. Demand was light to moderate for all classes. All goats are sold by the head on estimated weights.

[Click here to see the full report](#)